

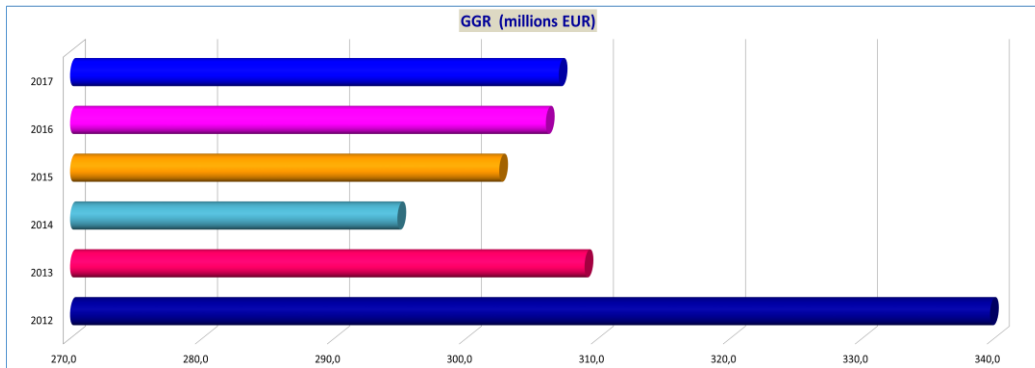
GAMING MARKET IN SLOVENIA IN THE PERIOD 2012-2017

LOTTERY AND CASINO GAMES

	2012	2013	2014	2015	2016	2017
GGR* (millions EUR)	339,7	309,0	294,8	302,5	306,0	307,0
* index	95	91	95	103	101	100
Taxes (millions EUR)**	123,5	112,0	106,1	109,4	109,4	107,6

*Gross gaming revenue (total sales reduced by paid out prizes).

**Concession fee and gambling tax (Tax on Lottery Tickets is not included)

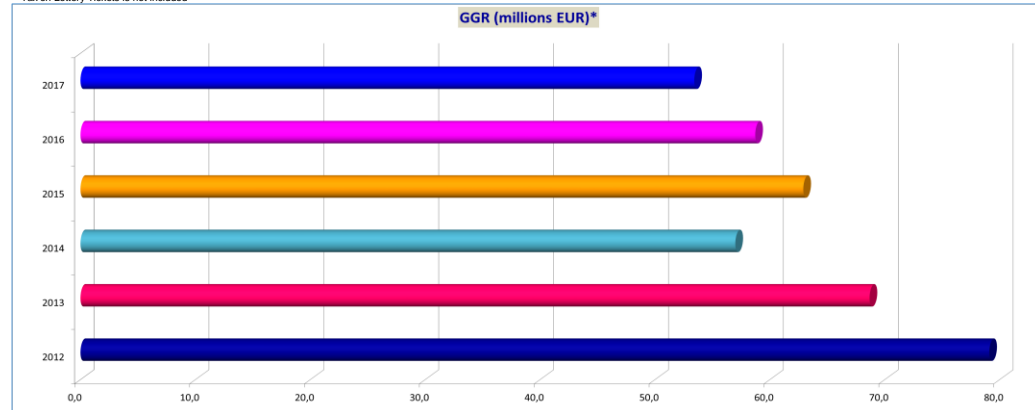


LOTTERIES

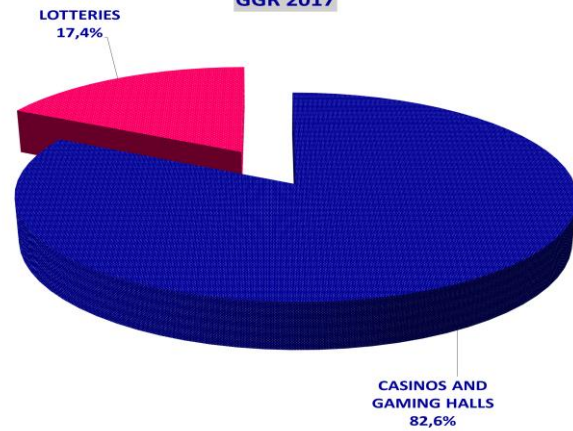
	2012	2013	2014	2015	2016	2017*
GGR (millions EUR)	79,1	68,7	57,0	62,9	58,7	53,4
* index	112	87	83	110	93	91
Taxes (millions EUR)**	34,5	29,6	24,8	27,7	25,4	22,2

*There are two organisers in the field of classical games that organise all together 16 different classical games.

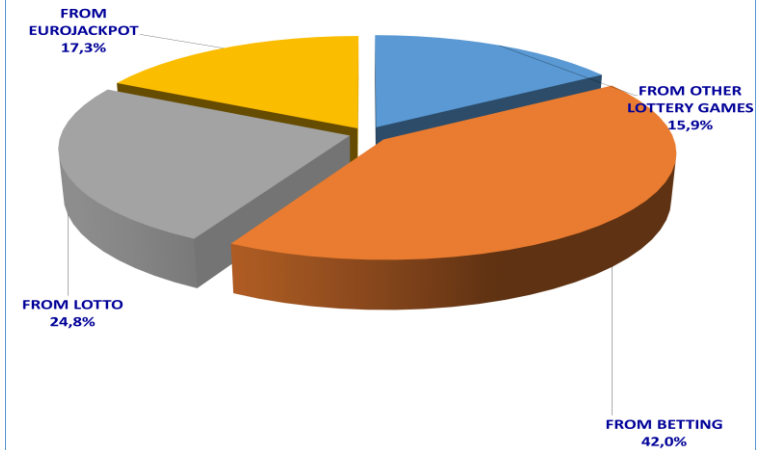
**Tax on Lottery Tickets is not included



GGR 2017



LOTTERIES-SALES 2017



CASINOS AND GAMING HALLS

	2012	2013	2014	2015	2016	2017
GGR (millions EUR)	260,6	240,3	237,8	239,6	247,3	253,6
▪ index	90	92	99	101	103	103
Taxes (millions EUR)	89,0	82,4	81,3	81,7	84,0	85,4
Number of visitors (millions)	4,024	3,854	3,765	3,677	3,638	3,499
▪ index	92	96	98	98	99	95

No. tables and slots (real numbers)

	2012	2013	2014	2015	2016	2017
Gaming tables	271	266	268	272	277	277
Slots	8824	8265	8213	8084	8028	8028

CASINOS

	2012	2013	2014	2015	2016	2017
GGR (millions EUR)	145,4	135,5	135,9	139,8	152,5	160,1
▪ index	90	93	100	103	109	115
Taxes (millions EUR)	45,2	42,6	42,6	43,8	48,0	49,9
Number of visitors (millions)	1,714	1,662	1,674	1,690	1,773	1,735
▪ index	92	97	101	101	105	98

No. casinos, tables and slots (real numbers)

	2012	2013	2014	2015	2016	2017
Casinos	9	9	9	10	10	10
Gaming tables	271	266	268	281	277	277
Slots	3957	3582	3582	3838	3782	3782

GAMING HALLS

	2012	2013	2014	2015	2016	2017
GGR (millions EUR)	115,2	104,8	101,9	99,8	94,9	83,5
▪ index	91	91	97	98	95	89
Taxes (millions EUR)	43,8	39,8	38,7	37,9	36,0	35,5
Number of visitors (millions)	2,310	2,192	2,091	1,987	1,865	1,763
▪ index	92	95	95	95	94	95

No. gaming halls and slots (real numbers)

	2012	2013	2014	2015	2016	2017
Gaming halls	31	29	28	26	26	26
Gaming tables	-	-	-	-	-	-
Slots	4867	4683	4631	4246	4246	4246

